


# HOME WING



[www.vanshomewing.org](http://www.vanshomewing.org)

**Newsletter of the Home Wing of Van's Air Force — Builders and Fliers of Van's RV Series Aircraft**

## The New Guy

**A** new year, new responsibilities, I'm so excited my hands are shaking. On yeah, that's right, they always shake. Well, I'm still excited. Many years ago I remember visiting some guy who was a computer programmer and was building a -6 in his garage. Having once been a programmer (in a past life) I figured I too could do it, and jumped in feet first, actually flying my -6A before that -6 did (I won't mention any names, Randall, and I'll leave out the awards and editor stuff). So history repeats itself and I'm going to be the new Homewing newsletter editor along with Mike McGee. We're not sure how the duties will divvy up, but Randy left some big shoes to fill. The enormity of this task hasn't really sunk in yet. I got to walk around the breakfast last week telling people that, yes; it did feel good to be the new editor. Not that I had actually done anything at that point. I believe this is referred to as the "honeymoon period". As this job progresses I'm sure I will begin to understand what a polished product Randy has developed the newsletter into. I may even stop ending sentences with prepositions.

A continuous learning event; that is what the RV experience is for me. I started knowing only how to pilot T-crafts to building a -6A and now a -8 with an alternative engine. Flying and building now dominates my lifestyle. I remember telling my wife, Ellen, that building an airplane would help with my personal development, help combat my impetuous nature, help me think things through before acting. (hey, I was about to spend a bunch of money on me) Working on a project of this scale was totally new. I can build a house in less time. You know how I fly, so it's obvious how effective that was. I am approaching this newsletter editor job with different goals. I have always tended towards doing everything myself. There is less conflict and personalities involved that way. You people don't want to hear what I have to say every month though, I'm sure.

*(Continued on page 3)*

## The Other New Guy..

**Y**es, as this venerable publication swings into its almost second decade, there are some big shoes to fill. Published first by Randall Henderson beginning in '94 and then by Randy Lervold beginning in '98, the Newsletter of the Home Wing of Van's Airforce has become a high quality publication. I'm not sure whose idea it was, or ended up being, that there could be two



guys beating the tarmac and tickling keyboards to bring you the monthly Home Wing News, but here we are. Kevin and I have been tossing a few ideas around, as our ambitions really start to get carried away, on how we might be able to take this ball and run with it. We'll be looking for feedbacks so don't be shy; we want to be running in the right direction. I promise it won't all go into the round file.

Since the word has hit the streets we've gotten a few words of encouragement and a few ideas. One of the benefits of having two writers is to put out a little more material. Some of our ideas along those lines are: A regular series of builders tips and tricks (some classics that will come from the earlier days of the newsletter); a monthly feature of someone's plane along its path to completion; can't forget some good travel stories (the carrot at the end of the stick); and last but not least some alternative fare.

*(Continued on page 3)*

# Events Calendar



**Meeting coordinator:**  
Randall Henderson  
503-297-5045  
randallh@attbi.com

## MONTHLY MEETING:

(2nd Thursday every month, various locations, 7:00 pm)

Project: **Len Kauffman's RV-8**  
Address: **22725 SW Miami Drive, Tualatin**  
Date: **Thursday January 9, 2003**  
Time: **7:00 pm**  
Phone: **503-885-1920**

The January meeting will be at at Len Kauffman's house. Len is building an RV-8, and is currently working on the fuselage.

### Directions:

Take I-5 south of Portland to exit 286 (Stafford Road/North Wilsonville exit). The exit is about two miles south of the I-5/I-205 junction. Turn right at the stop light onto Boones Ferry Road. Go about 1.2 miles and turn left on Iowa Drive. Take second left on Lumbee Lane. Go two short blocks to stop sign and turn right onto Miami Drive. Len's is the 6th house on left (red brick front).

Want to host a meeting? [Contact the Meeting Coordinator](#)

### Future Meetings

[February -- Van's Aircraft Aurora](#)  
[March -- Joe Miller's RV-9A Hillsboro](#)  
[April -- TBD](#)

### Subscription Due Dates

**Mail subscribers:** Your renewal date is in the upper right corner of your mailing label. Use the form at the back of this newsletter if there are any changes, otherwise just mail a check to the editor, or pay at a meeting.

**E-mail subscribers:** Look for your name and renewal date in the e-mail that the newsletter is attached to.

All subscription data is tracked in an Access database. Data entry errors can happen - if you find an error in your renewal date please contact the Randy Lervold.

## EAA CHAPTER 105 Pancake Breakfast:

Learn to eat grits on the first Saturday of every month at Twin Oaks Airpark, 8:00 am, \$5.00 (usually lot's of RVs to look at, too!)

## EAA CHAPTER 105 Monthly Meeting:

Third Thursday of every month at the EAA 105 hangar/clubhouse, Twin Oaks Airpark, 7:00 pm. [www.eaa105.org](http://www.eaa105.org) for details

**This month: 01/16/2003**

## EAA CHAPTER 782 Monthly Meeting:

Fourth Tuesday of every month at Pearson Air Museum, 7:00 pm.

**This month: 01/28/2003**

## EAA CHAPTER 902 Monthly Meeting:

# Editor's Hangar

I will spare you all this month. You know, it took years for me to figure out that everything I have to say isn't necessarily fascinating to everyone else, although, if anyone might be interested, they probably fly experimentals....

Please send in material I can publish. I've tried to show you how easy and how inclusive this material will be. Anyone familiar with Microsoft Publisher could really help in me learning this package. Randy would certainly thank you too!  
*..Kevin*



**-Wizard Island peeks through the clouds above Crater Lake. (the amazing telephoto lens makes it seem like you're right there, rather than the 2000' minimum for a national monument :-)**

*(Continued from page 1)*

In fact you may have had your fill already! So a goal for me is to get more people involved in publishing while developing some management skills. Hopefully some of you will recognize the newsletter as a chance to polish your writing skills. If I can make the tasks small, I'm hoping that more of you will donate the hour it takes to submit some text or a photo. I want to establish regular columns so my job can become more "plug and play". That, and throw out ideas for future articles months in advance. You may want to block my caller ID on your phone now!

1. So my first idea is for a column titled "If I Ran Van's". Here you get to air constructive ideas that would make life easier for the builder. Who knows, maybe someone on Keil Dr. might, umm, read it (I was going to write get a clue, but I'll hold back). Please don't send in "fire Ken".(do you actually read the newsletter, Ken?)
2. How about a monthly picture of your dream paint scheme or dream panel? I know you guys are all doodling away, send one in. (Doodles and Dreams?)
3. How about an RV-digest digest, where someone could outline what discussions have taken place on the RV-list and summarize where it all went? (no, before it degrades to discussion of nosewheel pilots, deburring, and primer paint)  
This group is growing and I will admit to knowing only the old guard. I would like to have a standard format interview each month, featuring a new member and an old one. This should be a quick thing to turn out, an easy way to participate. (Newbies, Oldies) (Kids and Codgers)(MP3 & 8Tracks?)
1. Comics, or photos we can put a comic line to. (RV Grins)
2. Perhaps we could establish a free membership program for members who contribute to the newsletter
3. Tools and techniques.(TNT) It might seem like back to the basics for you, but there are plenty of new guys that would like to learn, plus it gives you a chance to show off. I was amazed when I met a builder at SNF who was on the fuse and had never heard of a nutplate jig, or at an Aeroelectric seminar when someone sheepishly asked me the difference between a com and a nav/com radio. We all had those questions at one time. It's short for Navy Communications radio, the military uses them when landing on aircraft

carriers.

4. While we're interviewing, let's grab a Van's employee each month. (Van's Man, umm, Person)
5. Everyone has a place in town to buy those hard to find tools and supplies. Not everyone knows about them, time to share your secrets.
6. How 'bout a travel photo quiz? (Where's This?)
7. Seems like there should be a letters to the editor, maybe with humorous answers only, Dave Barry type stuff.

So I'm throwing out ideas. Some of them will work, others I know might not. So, you guys that are finally flying and have nothing to do but polish the plane (hey, shut up, it'll discourage the others) send me some text and some pixels.



**Randy Griffin**

*(Continued from page 1)*

You see Kevin and I are not only each working on our second RV, we both are building alternative means to provide the conversion of fuel to horsepower. Now, not to worry, this isn't going to turn into a publication for the alternative engine crowd. There is plenty of stuff to write about on the installation, care, and feeding of Lycomings and we will be pursuing that as well. What we will be including are feature articles on local builders that are planning something besides the recommended prop turner as well as what builders are doing to their Lycomings to get them ready to fly. I'm a piston head at heart after all. Some upcoming articles will feature the Wankle rotary engine (Mazda 13B and 20B conversions), the Eggenfellner Subaru firewall forward package, the Franklin engine in the prototype RV-8, the ATP (Affordable Turbine Power) turbine RV-4 I saw at Oshkosh, Van's firewall

...Mike

## December Meeting



**T**hursday December 12th found about 30 of us looking over the RV-9A of Bob Clark and Don Cresap. It's a quick build kit and they have been working on it since March '02. Working is the operative word. The tail and wings are mounted on the fuselage and their work continues in the cabin. That's the kind of progress you don't see very often in the span of 9 months. The finish kit had just arrived and was still in the shipping crate. (That's okay because it made a good table for all the good food that everyone enjoyed.) Actually it's no wonder they are making progress at this rate, Bob was the industrial mechanics teacher at Grant High School for many years.

The plane will be a VFR machine for sporting around the country on those blue-sky days. When I asked Don what kind of instruments they were planning he said he had flown enough IMC approaches when he worked for Uncle Sam piloting B-24's!

I asked Bob and Don about power. They've ordered one of Bart Lalonde's Aerosport Power IO-320's and a Whirlwind constant speed prop. That should make for a nice quick, smooth running airplane. If the current rate of progress is any indication we will probably see this bird take flight sometime in the summer of 2003 if not sooner.

MGM



## More Light From The Duck


**A**lso at the December meeting, Don Wentz showed the new options he has developed for the Duck Works landing lights for RVs. Using a new mounting bracket available from Duck Works that fits an aviation standard PAR 36 round bulb you can now install 100 watt Halogen aircraft landing lights where your existing rectangular lamps are now. The upgrade kit for existing installations is \$40 per side including the new lamp. For those who want the best light available, Don also has Xenon HID (High Intensity Discharge) lamps with starters that throw out a whopping 320,000 candlepower while only drawing 35 watts of power. The premium lights come with a \$390 tag per side for retrofitting your existing system. Drop by their web page for all the details at <http://www.duckworksaviation.com/>



*What? Yes, I am feeling kinda' blue*

## Where were we?

**Hint: Mr. Adams preferred the other side**



## Doodles -

Maybe next month

## If I Ran Van's - constructive ideas from the builder perspective

When I picked up my fuse kit last month I was amazed at the need to inventory my kit using a 9' long print out in random part number order. It would be nice to have a set of preprinted labels for my parts bins. I would like to have the assembly instructions, as bad as they are, on my computer. That way I could do computer searches for part numbers, add notes, correct the grammar errors, and such. Hey, what if we got a disk with all that already on it? I know AOL can afford to send me unsolicited disks, complete in a little tin box even, so they can't be too expensive. -kevin



*The -8 fuse kit parts list inventory listing is over 9' long, and in random order.*



## Whirlwind Props

There's going to be some new toys in town. At the December meeting Bob Clark announced that they were putting a 3 blade Whirlwind prop on the 9A. I also found that Joe Miller will be installing one on the 9A that he and Mike Robertson are building. And rumor has it that Randy Lervold is getting one for his RV-8. At 28 pounds for a three blade constant speed prop I'm anxiously waiting for some performance reports. This could turn out to be the saving grace for those of us who miss our lightweight wooden props. When I changed to a fixed pitch prop on my RV-4 I immediately felt it in the feel of the stick, the airplane wasn't as light on the turns as before. Simple laws of physics and a natural consequence of changing a 20 pound flywheel for a 41 pound aluminum replacement, the gyroscopic forces were disappointingly noticeable. Check it out at <http://whirlwindpropellers.com>

## Kids — meet the new guys



**NAME**—Chuck Curtiss

**BUILDING**- - 6A for 10 years

**OCCUPATION**—recently retired from US West

**CURRENT TASK**—wing tips, starting fuse

**FANTASY FLIGHT**—flew a 182 to Alaska and all over the US

## Local suppliers

Albina Fuel 3246 NE Broadway (503) 888-5048  
barntson@albina.com



-so it's 10:30 at night, you plan on an early morning start, before the FBO opens even, and you remember that you forgot to buy some oil to take along. You baby your plane with that Aeroshell 100+ and know how hard it is to find, most FBOs don't carry it. Albina Fuel to the rescue, well at least for the east side guys (like me)



Albina sells Aeroshell products and Exxon aviation products including the new Aeroshell Flightjacket products - polish and cleaners.

## Codgers—watch out for these guys!



**NAME** Joe Miller  
**BUILDING** -9A  
**quickbuild**  
**MEMBER SINCE**- before Van was born  
**RATINGS/HRS**- 30,000 breakfasts served

**OCCUPATION** — short order cook, home body piercing


**CURRENT TASK**—distributing 105 newsletters, canopy, OR Aero seats

**FANTASY FLIGHT**—fly the Austrian Alps



## TNT-tools and techniques

My new angle drill is great for reaching the tight spots, however, I seemed to keep needing big holes. So, I broke off a dull #40 bit with the 1/4" thread, ground it flat and tack welded it to my Unibit. (this is a good example of why all the welded RV parts come complete!)



## Web du Jour

<http://map.aeroplanner.com/mapping/TFR.cfm>  
<http://www.auf.asn.u/groundschool/umodule2.html>  
<http://www.asw-24e.org>  
<http://www.i-technologies.com/>  
<http://www.aerospacelogic.com/>  
<http://www.cattoprops.com/>  
[www.rotaryaviation.com](http://www.rotaryaviation.com)

## RV GRINS



*“Yes, mother, he made me a stainless steel breakfast tray for Christmas, yes, mother, oh, I know, I’m so glad, too, that he’s gotten off that experimental airplane kick, imagine, up in the sky in a thing you built in the garage...”*

## CLASSIFIEDS...

### FOR SALE

**1991 RV-4** - 372 TT, 763 TTE, 160 hp Lycoming, dual NavComm's w/GPS, EI engine monitor, elect. flaps, g-meter, strobes, landing & taxi lights, day/night VFR, extended gear, Wernke prop., canopy cover. \$51,500. Contact Brad @503-981-0161 or [Brad@mendenhallinsurance.com](mailto:Brad@mendenhallinsurance.com) for pictures. 3/03

**RV-6A QB Kit** - Purchased new in 1999, never touched. Tip-up canopy, tricycle gear, no finish kit. Includes wing cradle. \$15K - contact Ron at 503-696-2093 or email: [ronstory@xprrt.net](mailto:ronstory@xprrt.net) 3/03

**(NEW PRICE!!)Lowrance AirMap 300** — With all accessories, \$350 Greg Halvorson, 503-528-2841, 1/03

**RV-6 Seats** — Temperfoam, \$185 for both, Greg Halvorson, 503-528-2841, 1/03

**Headsets**—Flightcom Denali passive headset for \$100, Flightcom 4DX passive headset for \$50 Contact Brad @503-981-0161 or [Brad@mendenhallinsurance.com](mailto:Brad@mendenhallinsurance.com) 3/03

**Duckworks Landing Lights** - Retro-fittable, light, easy installation. Kits start at \$75, check 'em out at [www.duckworksaviation.com](http://www.duckworksaviation.com)

**Property** — Lot for sale on the LaCenter-View air strip \$234,000. Could also be available for rent or rent to own. Try living with your airplane with the possibility of buying. Details are in the GA News or contact Bob Borning at 503-661-7627 or [carbobbor@aol.com](mailto:carbobbor@aol.com) 2/03

### WANTED

**WING PAINTING STAND** — Would the current custodian of my wing painting stand (I can't remember who has it) please contact me. Thanks! Stan Van Grunsven 360-254-3492, [stanvan@pacifier.com](mailto:stanvan@pacifier.com), 1/03

**Experienced Builder Wanted**  
Need experienced help building my RV6A. Slow build kit approx. 20% complete. Anxious to complete and fly. If interested please call Virgil Mays at (503)543-7697 to discuss project and compensation. Or e-mail to [vette-man@centurytel.net](mailto:vette-man@centurytel.net).

Classifieds are free to Home Wing members. Ads will run for three

## THE TOOL CRIB

Being a current Home Wing entitles you to access the group's tools, a major benefit. The Home Wing owns a growing selection of those expensive and seldom-used tools that are very nice to have access to. This program is managed by The Toolmeister: **Brent Ohlgren, 503-288-8197, obrento@aracnet.com**. Please help protect the group's assets, observe our Tool Policy:

### Home Wing Tool Policy:

- Everything goes through Brent — do not give the tool to another member.
- Brent will keep an accurate sign-out sheet for each item so he knows where it is at all times.
- Brent will inspect all tools upon their return. If there is any damage he will ask you to pay for the repair (with the threat of public humiliation if you fail to be a grown-up).

In addition to the Home Wing's tools, certain benevolent members have tools they may be willing to loan. These tools, in addition to a complete inventory of the Home Wing's tools, are on listed on our web site. Let the editor know if you have jigs, tools, or shop space to loan, exchange, or otherwise provide.

The Tool Crib can be found at the Home Wing website...

[www.vanshomewing.org](http://www.vanshomewing.org)

*Please call Brent if you have seen the electronic scales!*

## EAA TECHNICAL COUNSELORS & FLIGHT ADVISORS

The following Home Wing members have volunteered as technical counselors under the **EAA Technical Counselor program**:

- **Dan Benua** 503-621-3323 danb@synopsys.com (EAA Ch. 105, RV-6A builder, Hillsboro-Scappoose-Portland area)
- **Jerry Darrah** 503-254-9992 (EAA Ch. 902, A&P, Glastar builder, Portland-Troutdale area)
- **Randall Henderson** 503-297-5045 randallh@attbi.com (EAA Ch. 105, RV-6 builder, Hillsboro-Portland area)
- **Randy Lervold** 360-817-9091, randy@rv-8.com (EAA Ch. 105, RV-8 builder, Vancouver/Portland area)
- **Dave Lewis, Sr.** 503-690-8237 (EA Ch. 105, multiple RV builder, Hillsboro-Portland area)
- **Brian Moentenich** 503-666-7518, Brian.L.Moentenich@usace.army.mil (EAA Ch. 902, RV-6A builder, Portland-TTD area)
- **Mike Robertson** 503-681-5537 mrobert569@hotmail.com (FAA A&P w/IA, RV-8A builder, Hillsboro-Portland)
- **Bill Truax** 360-582-0558 goonybrd@olypen.com (Sequim-Port Townsend WA area)
- **Don Wentz** 503-543-2298 jwentz@columbia-center.org (EAA Ch. 105, RV-6 builder, Scappoose-Portland area)



The following Home Wing members have volunteered as flight advisors under the **EAA Flight Advisor program**:

- **Dave Lewis, Sr.** 503-690-8237 (EA Ch. 105, multiple RV builder, Hillsboro-Portland area)





## Home Wing info:

**A non-profit volunteer organization dedicated to building and flying Van's RV Series Aircraft**

### Home Wing Management Team:

Newsletter Editor ..... Kevin Lane 503-233-1818, n3773@attbi.com  
 Newsletter Print Publisher ..... Randy Griffin 360-944-7400, skydog-8@attbi.com  
 Membership (dues & database)..... Randy Lervold 360-817-9091, randy@rv-8.com  
 Meeting Coordinator ..... Randall Henderson 503-297-5045, randallh@attbi.com  
 Flying Activities Coordinator ..... Randall Henderson 503-297-5045, randallh@attbi.com  
 Annual Fly-in Boss ..... Don Wentz 503-543-2298  
 Home Wing web site ..... www.vanshomewing.org  
 Webmaster ..... Randall Henderson randallh@attbi.com

**IMPORTANT:** The Van's Air Force Home Wing newsletter is in no way a publication of Van's Aircraft or any other corporation. All products reviewed or mentioned are not necessarily recommended for use by the Home Wing, but are included for informational purposes only. All building or flying tips represented only the means by which the builder whose name is associated with the tip chose to build or fly his/her aircraft. Builder's tips are not meant to replace the plans and instructions from Van's Aircraft. All information is presented only as a source of information, and this newsletter is a forum for exchange and the sharing of ideas and construction methods only. NO responsibility or liability is assumed, expressed, or implied as to the suitability, accuracy, safety or approval thereof. Any party using the suggestions, ideas, or examples does so at their own risk and discretion and without recourse against anyone. The editor of the Home Wing newsletter and the builder's tips submitters are not responsible for any product, incorrect construction, design failure, unsafe aircraft operation practice, nor any other peril. Any material printed within may not be reprinted without specific permission, and then should include credit to the original source and author. The Home Wing newsletter is published more or less monthly. Subscriptions are \$10/year. Complimentary issue for new builders upon request. Mail or e-mail all subscriptions, ideas, tips, tricks, and articles to the newsletter editor.

## Home Wing Membership Sign-up/Renewal

To join or renew, fill out this form and mail to **Randy Lervold, 5228 NW 14th Circle, Camas, WA 98607**, along with \$10 for renewals or new subscriptions. **Please make checks payable to either Randy Lervold or Home Wing.** If you are renewing you only need to give your name, payment method, and any other information that has changed. Please don't forget your e-mail address and newsletter distribution method.

**Use this form for address changes too!**

Name: _____	Home phone: _____
Address: _____	Work phone: _____
City, State, Zip: _____	E-Mail: _____

<b>Project:</b> RV-3 <input type="checkbox"/> RV-4 <input type="checkbox"/> RV-6 <input type="checkbox"/> RV-6A <input type="checkbox"/> RV-7 <input type="checkbox"/> RV-7A <input type="checkbox"/> RV-8 <input type="checkbox"/> RV-8A <input type="checkbox"/> RV-9 <input type="checkbox"/> RV-9A <input type="checkbox"/> RV-10A <input type="checkbox"/>	<b>Status:</b> Not started <input type="checkbox"/> Empennage <input type="checkbox"/> Wings <input type="checkbox"/> Fuselage <input type="checkbox"/> Finish kit <input type="checkbox"/> Flying <input type="checkbox"/>	<b>Newsletter Distribution:</b> E-mail (pdf) <input type="checkbox"/> Mail <input type="checkbox"/> PLEASE check the <b>email</b> box if you have an email address and can possibly accept the N.L. in electronic form. This will ease the burden on the editor and help save money that can be better spent on tools and such.	<b>EAA Chapter:</b> _____  <b>Payment:</b> Check <input type="checkbox"/> Cash <input type="checkbox"/> Info change only <input type="checkbox"/>
---	---	--	--

**Home Wing – Van's Air Force**

**Kevin Lane, Editor  
102 NE 53rd Ave  
Portland, OR 97213**